

RG-ES200 Series

Smart Cloud Managed Switches

Unique Value for CCTV Network



Highlights

- Abundant models fit needs for access layer in SMB network
- Cost-Effective Smart Cloud Managed Switches
- IP Camera Recognition, Unique Value for CCTV Network
- Automatic Loop Prevention Ensures Service Continuity
- Lifetime management on Ruijie Cloud at anytime anywhere

RG-ES200 Series Switches

Gigabit access switch fits the needs in SMB network



802.3at / 802.3af



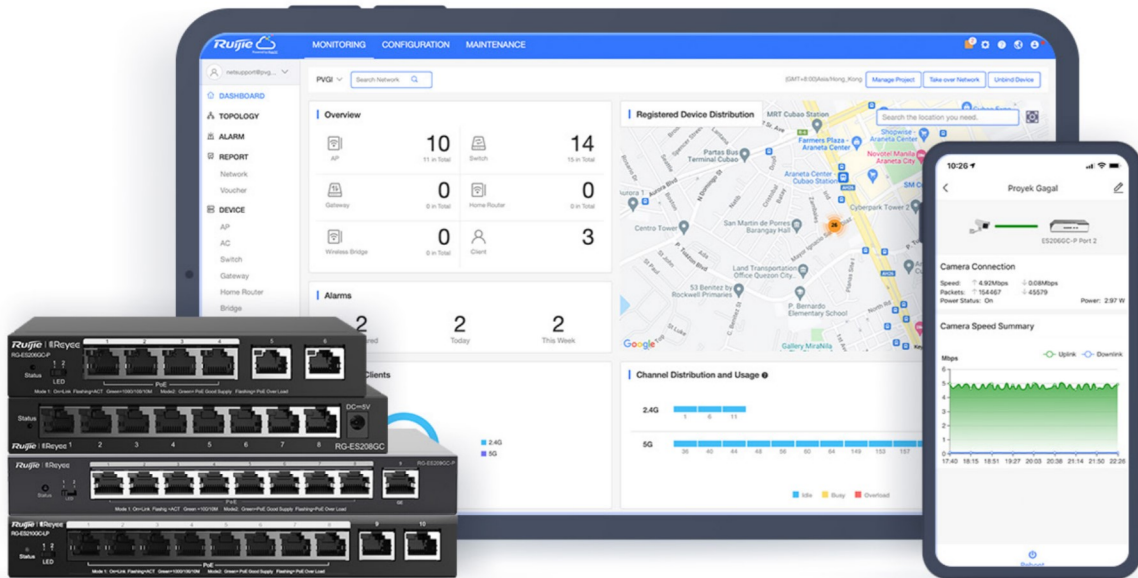
Abundant Application Scenarios



Centralized Cloud Management

Cost-Effective Smart Cloud Managed Switches

ES200 adopts a light-weighted Cloud management design, providing faster response to support richer features.



IP Camera/NVR recognition



Automatic Loop Prevention




Mobile VLAN Configuration



Intelligent PoE Adaptive

Unique Value for CCTV Network




The image shows a 3D rendering of a meeting room with a server rack, desks, and chairs. A network path is highlighted in blue, connecting the server rack to a camera on the wall. A green checkmark icon is placed above the camera. To the right, a smartphone displays a monitoring interface for 'Anyar' showing camera connection details and a speed summary graph. The graph shows uplink and downlink speeds in Mbps over time. A 'Reboot succeeded' notification is visible at the bottom of the phone screen.

- 250 meters transmission*
- Flexible extend mode
- IPC Offline Alarm
- Individual port reboot

Automatic Loop Prevention Ensures Service Continuity

Network stays connected when network loop happens



The image shows a smartphone displaying network settings for 'Loop Prevention', which is turned on. The settings list ports Port1G3, Port1G4, and Port1G5 with their respective speeds and reboot options. Below the settings, there are options for 'VLAN Settings', 'Loop Prevention', 'Cable Test', 'Monitor', 'Device Log', 'Delete', and 'Reboot'. In the background, a Ruijie network switch (RG-ES205GC-P) is shown with a camera and an AP connected to it. The switch has a status LED and a PoE port.

Cloud, Make Your Business Easy

- SON, zero touch provisioning to Cloud
- Configure VLANs on Ruijie Cloud APP
- Monitor switch statistics at anytime anywhere
- Easy maintainance, save onsite time and cost



Basic

| Model | RG-ES205GC-P | RG-ES205GC | RG-ES206GC-P | RG-ES208GC | RG-ES209GC-P |
|-------------------------|------------------------|------------------------|------------------------|------------------------|-------------------------|
| 10/100/1000Base-T ports | 5 | 5 | 6 | 8 | 9 |
| 1000Base-X SFP ports | - | - | - | - | - |
| PoE/PoE+ ports | 4 | - | 4 | - | 8 |
| Max. PoE budget | 54W | - | 54W | - | 120W |
| Layer Type | Layer 2 | Layer 2 | Layer 2 | Layer 2 | Layer 2 |
| Switching capacity | 10 Gbps | 10 Gbps | 12 Gbps | 16 Gbps | 18 Gbps |
| Forwarding rate | 7.44 Mpps | 7.44 Mpps | 8.93 Mpps | 11.90 Mpps | 13.39 Mpps |
| Packet Buffer | 1 Mbit | 1 Mbit | 1 Mbit | 1.5 Mbit | 1.5 Mbit |
| MAC address table | 2000 | 2000 | 4000 | 4000 | 4000 |
| Maximum VLAN Support | 16 | 16 | 16 | 16 | 16 |
| Dimensions (W x D x H) | 148 mm x 78 mm x 26 mm | 119 mm x 75 mm x 24 mm | 148 mm x 78 mm x 26 mm | 160 mm x 75 mm x 24 mm | 202 mm x 108 mm x 28 mm |
| Weight (With package) | 0.9 kg | 0.36 kg | 0.79 kg | 0.49 kg | 1.3 kg |
| MTBF | > 200,000 | > 200,000 | > 200,000 | > 200,000 | > 200,000 |
| Warranty | 3 Years | 3 Years | 3 Years | 3 Years | 3 Years |

Software Features

| | | | | | |
|--|--------------|--------------|--------------|--------------|--------------|
| 10/100/1000M Auto/Full/Half Duplex Negotiation | ✓ | ✓ | ✓ | ✓ | ✓ |
| Flow Control | ✓ | ✓ | ✓ | ✓ | ✓ |
| Storm Suppression | ✓ | ✓ | ✓ | ✓ | ✓ |
| Management IP | 10.44.77.200 | 10.44.77.200 | 10.44.77.200 | 10.44.77.200 | 10.44.77.200 |
| VLAN Range | 1 - 4094 | 1 - 4094 | 1 - 4094 | 1 - 4094 | 1 - 4094 |
| Port-based VLAN | ✓ | ✓ | ✓ | ✓ | ✓ |